

WSCC Student Success Goals and Achievement Measures

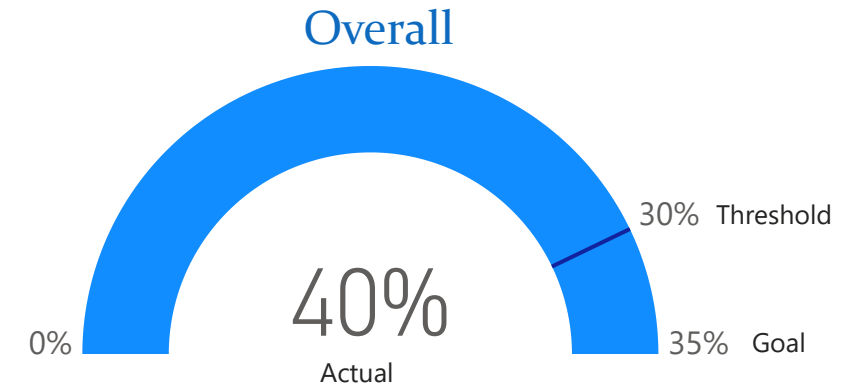
Walters State Community College is committed to the success of its students in carrying out its mission of focusing on student success and innovative teaching to enrich the lives of its students and community.

As identified in the college's 2020-2025 Strategic Plan and demonstrated in its accountability to the state through Quality Assurance Funding and the Southern Association of Colleges and Schools Commission on Colleges (SACSCOC) Core Requirement 8.1, the institution has initiatives for ensuring the quality and effectiveness of its educational programs and services available to students. Outcome measures in areas such as course success, retention, progression, completion, graduation, job placement rates and licensure results, provide targets for measuring of the institution's effectiveness in achieving its goals relating to access, student success, and quality. Walters State has identified the 150% IPEDS Graduation Rate as its official graduation rate as required by SACSCOC.

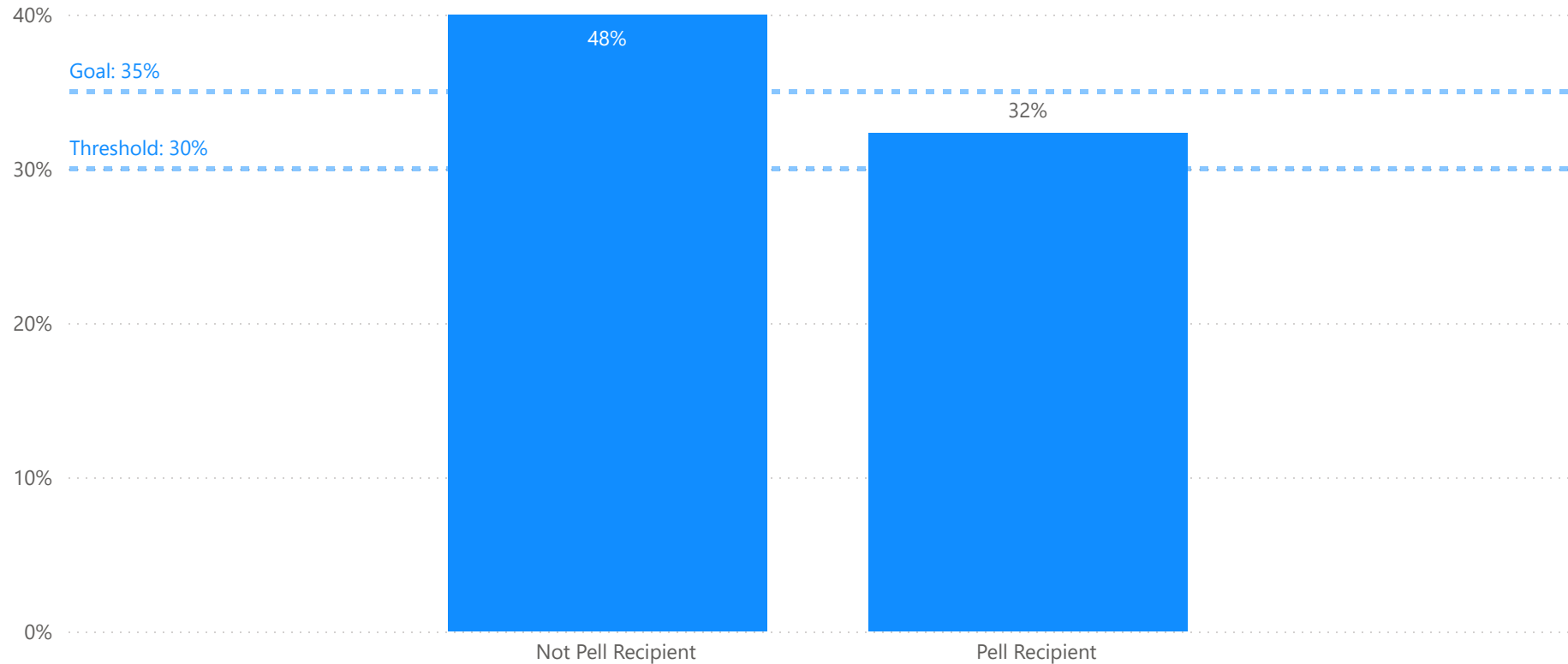
150% Graduation Rate 2022 Cohort

As Walters State's official graduation rate reported to SACSCOC, the college tracks full-time, first-time freshmen students by their initial year of enrollment through completion of a degree within three years or 150% of normal time as defined and measured by IPEDS Graduation Rates Survey.

The college's Strategic Enrollment Management Goal is to "sustain the three-year graduation rate for the first-time freshmen cohort above 30% every year to reach 35% by 2025". The college's threshold for this measure is 30%; the goal is 35%. The college surpassed its goal with the 2020 and 2022 cohorts. *Source: IPEDS Graduation Rates Survey*



By Pell Status



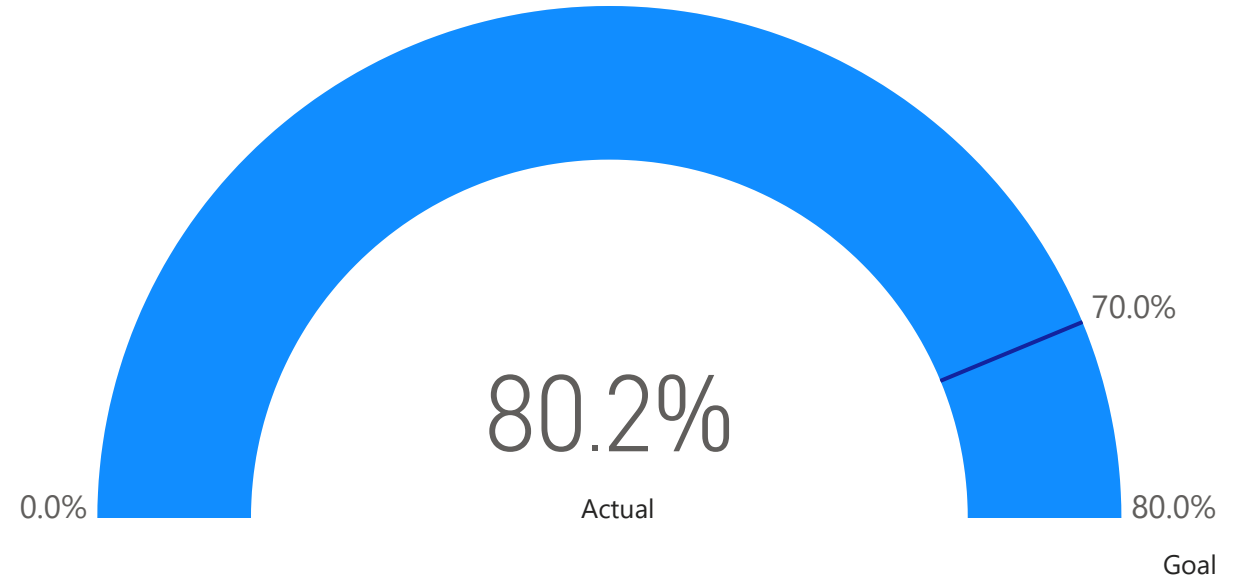
Course Success Rates AY 2024-25

Walters State tracks the course success rates for all students. Successful grades include A, B, C, & P. Audit and incomplete grades have been excluded from the analysis. The college's threshold for this measure is 70%; the goal is 80%.

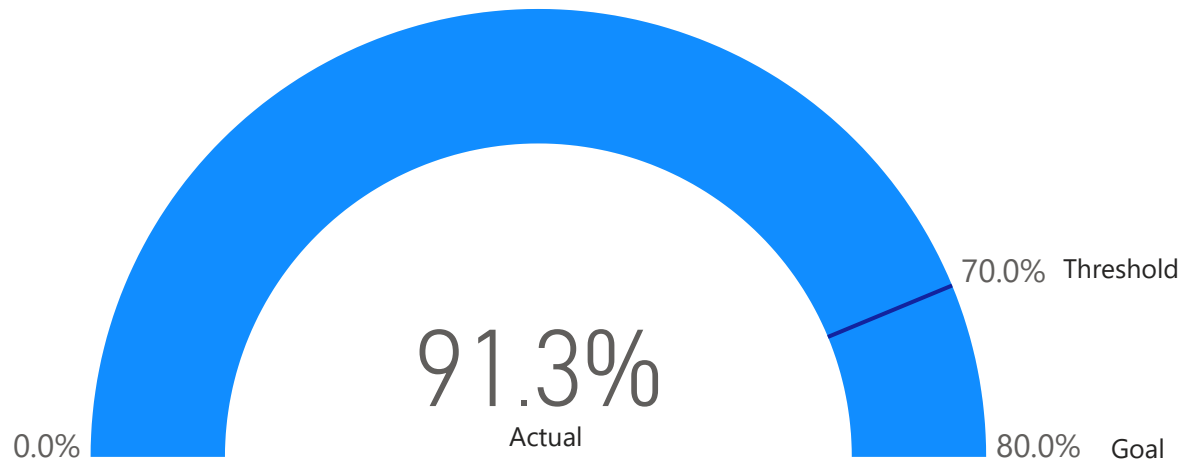
Additionally, the college tracks course success for online modalities and for dual enrollment students. Dual Enrollment students may be in a general college course or one designated for dual enrollment students only.

Source: Internal Argos/Banner Report

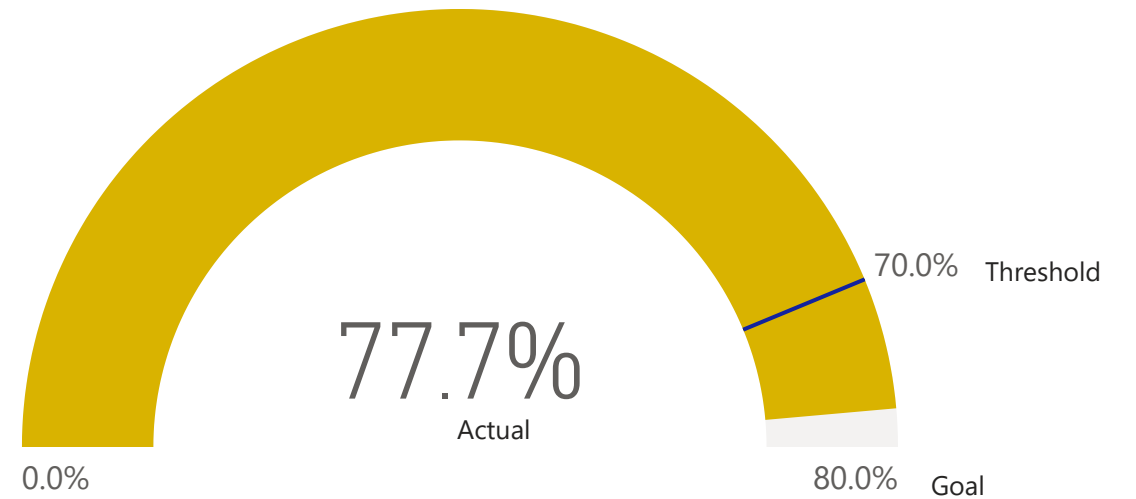
Overall Course Success



DE Course Success

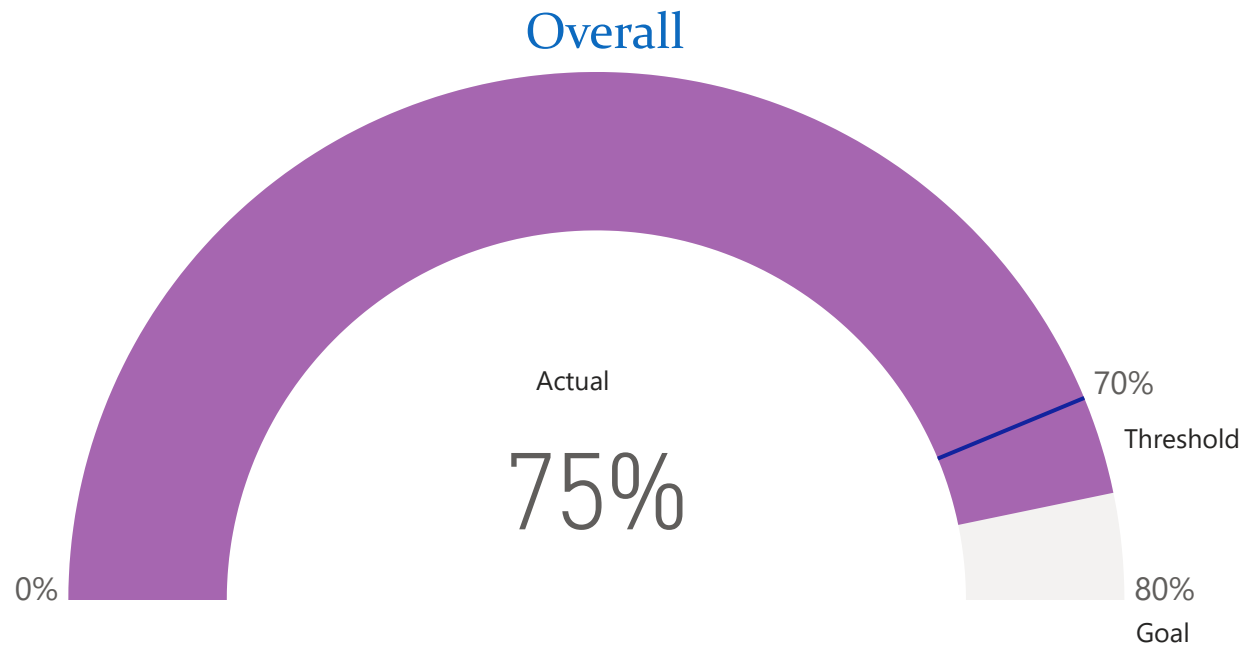


Online Course Success



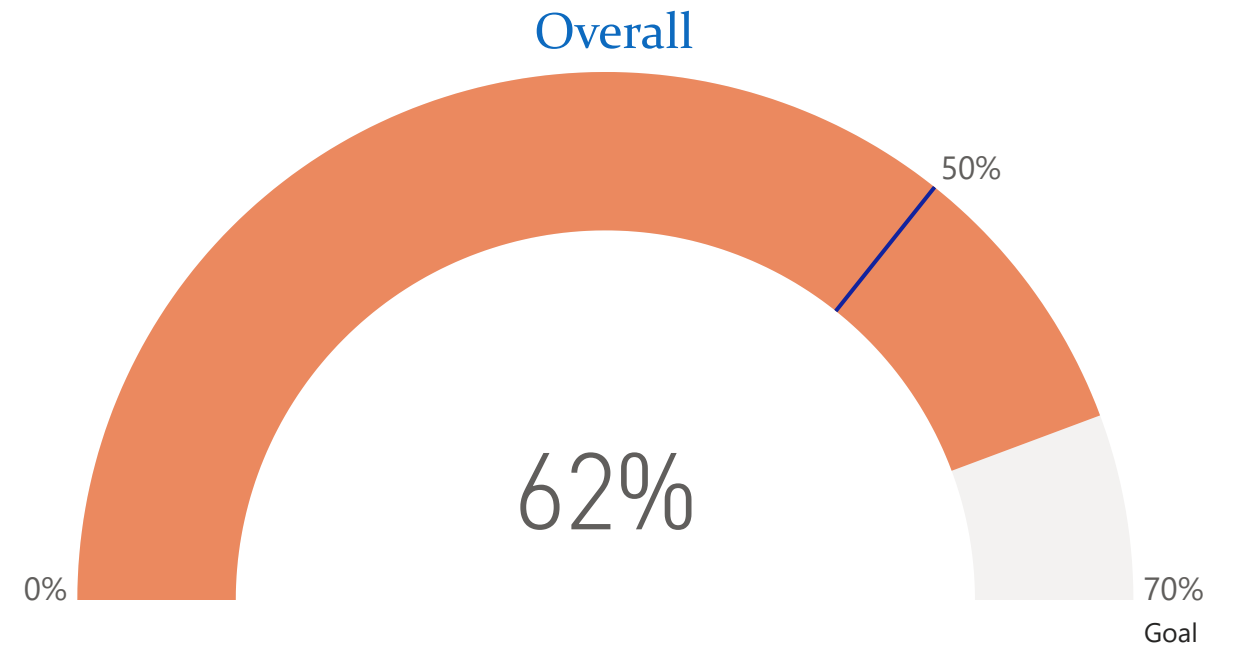
Fall 2024 to Spring 2025 Retention

Walters State tracks the number of degree or certificate seeking undergraduate students from the fall term re-enrolling in the institution in the spring term or graduating from the institution after the fall term. The college's threshold for this measure is 70%; the goal is 80%. The college reached the goal with the fall 2022 to spring 2023 retention data. *Source: Internal Argos/Banner Report*



Fall 2024 to Fall 2025 Retention

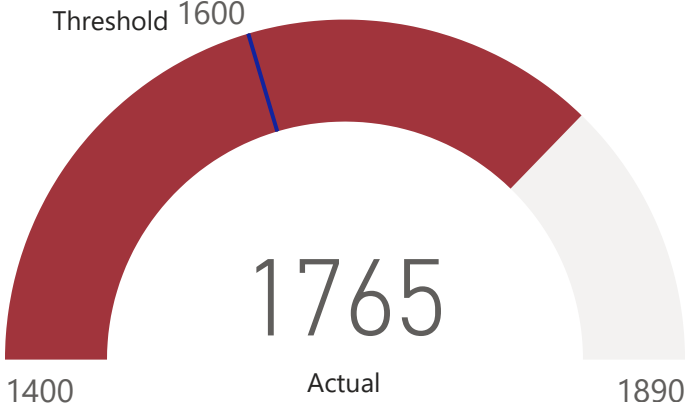
Walters State tracks the number of degree or certificate seeking undergraduate students from the fall term re-enrolling in the institution in the spring term or graduating from the institution after the fall term. The college's threshold for this measure is 50%; the goal is 70%. *Source: Internal Argos/Banner Report*



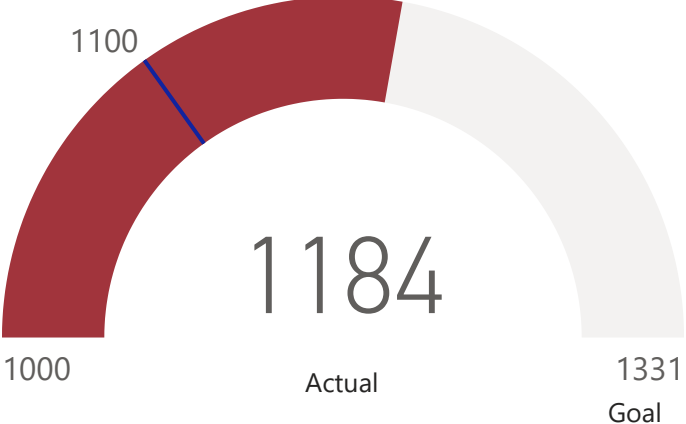
Credit Hour Progression AY 2024-25

Walters State tracks the number of students whose cumulative credits earned reaches benchmarks of 12, 24, and 36 credit hours during an academic year. The college's thresholds for these measures are 1,600, 1,100, and 1,000, respectively. The goals represent a 5% increase from 2018-19 data at 1,890, 1,331, and 1,184, respectively. In addition, the college measures these counts as a percentage of the total Full-Time Equivalent (FTE) for that academic year. The college's thresholds for these measure are 30%, 25%, and 20% respectively. The goals are 55%, 45%, and 35%, respectively. *Source: THEC Funding Formula & IPEDS 12 Month Enrollment Survey*

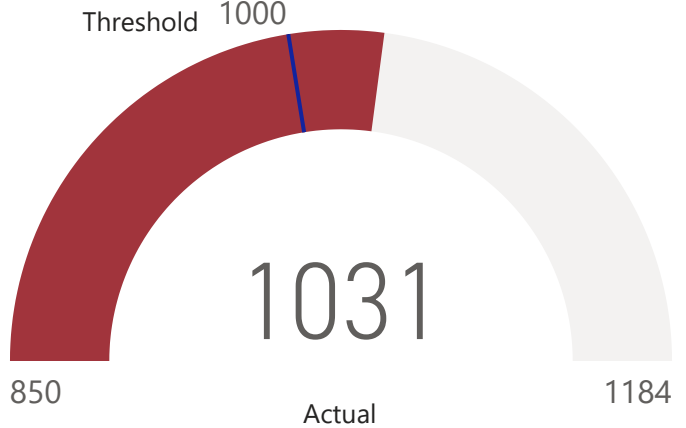
12 Credit Hours



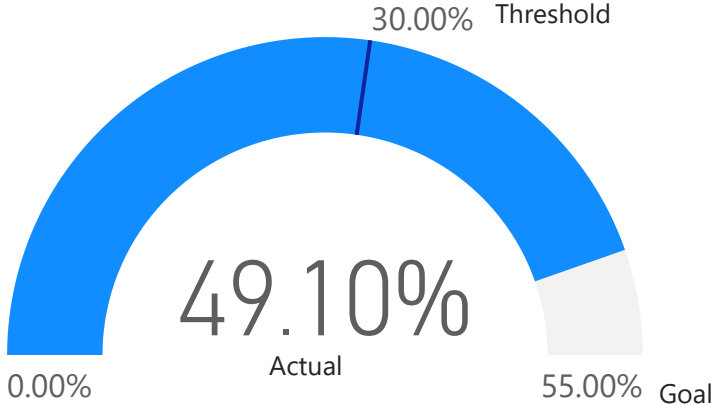
24 Credit Hours



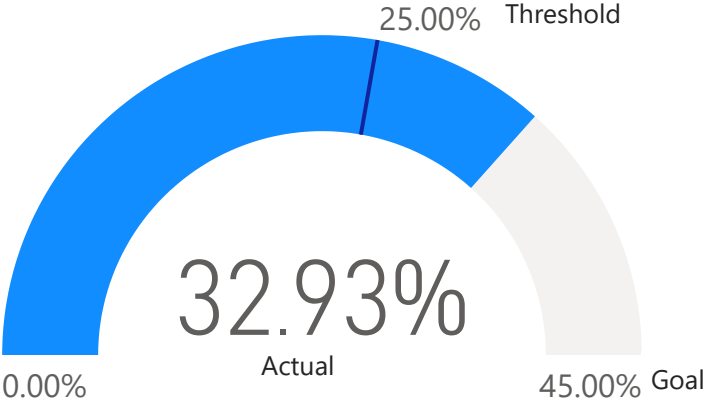
36 Credit Hours



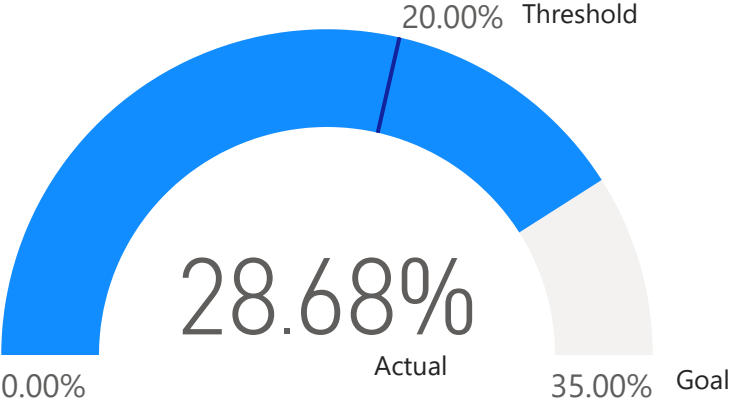
12 CH % of FTE



24 CH % FTE



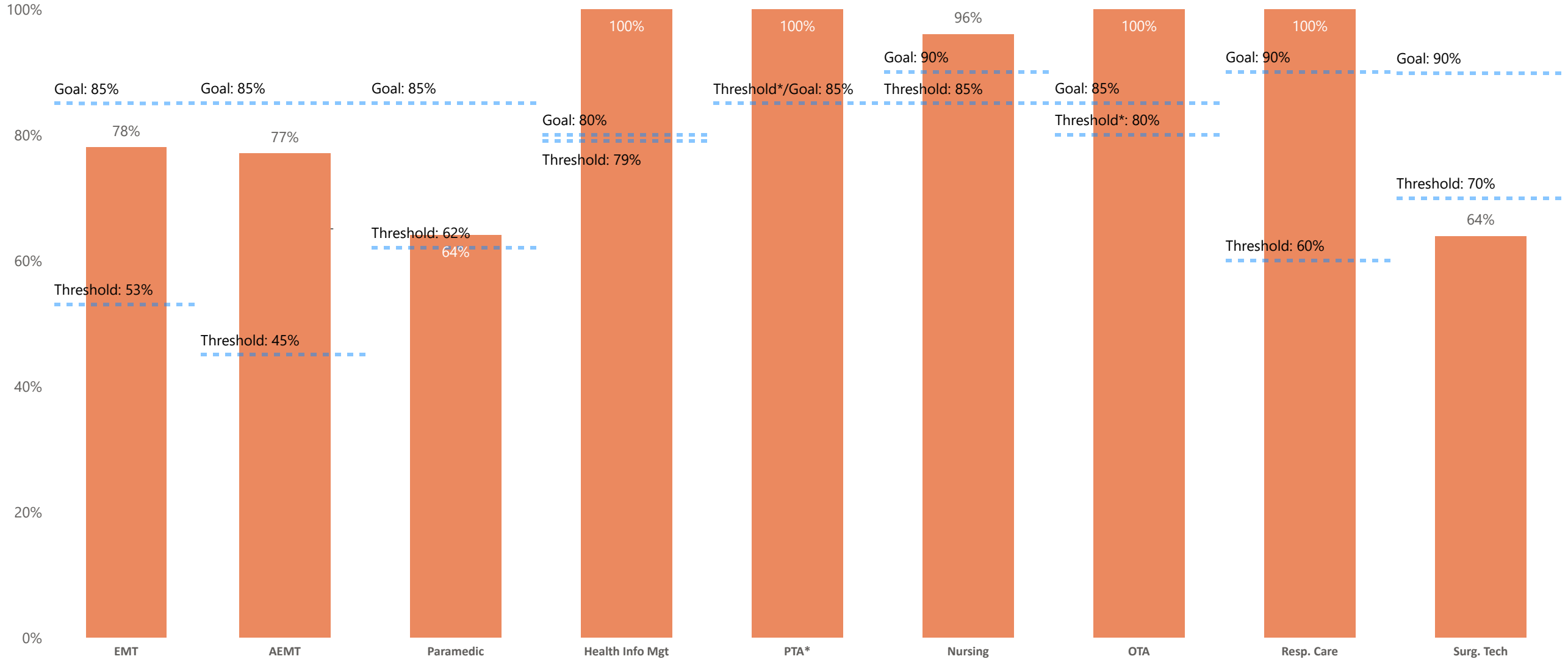
36 CH % of FTE



Licensure Results

2024 Graduates

Walters State offers Associate of Applied Science programs in allied health fields that require state licensure for employment. The college's threshold for this measure varies by program. For Health Information Management, Physical Therapist Assistant (*2-year average), Occupational Therapy Assistant (*3-year average), Respiratory Care, and Surgical Technology, the threshold is established by the programmatic accrediting agency. For Emergency Medical Technician, Advanced Emergency Medical Technician, and Paramedic certificate programs, and Nursing, the threshold is established by their respective state agencies. While most programs measure based on first testing attempt, PTA and OTA use an ultimate pass rate to align with accreditation standards. *Source: various testing agencies*



Job Placement

Spring 2024, Summer 2024, Fall 2024 Graduates

Walters State tracks the job placement rate for graduates of all career programs (technical certificates and AAS degrees) to determine their employment status within the field of study. Certain exemptions apply in calculating the placement rate. The institution aspires to a 98% placement rate for graduates. The college's threshold for this measure is 90%; the goal is 98%. *Source: WSCC Internal Data*

Overall

